

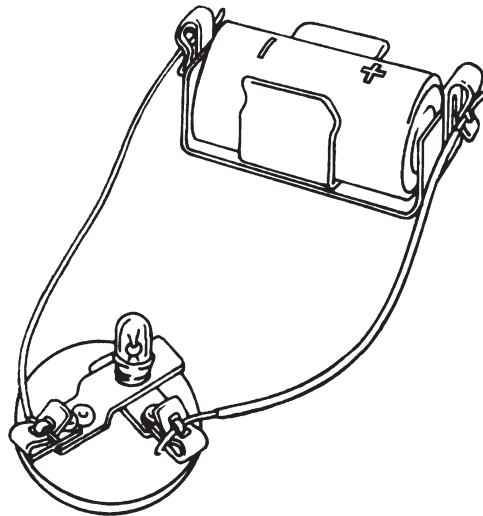
Evaluation Activity Sheet

Name: _____



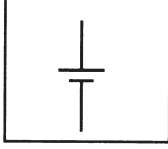



Date: _____

Find out how much you know about electricity by answering these questions.

1. Here is a picture of a circuit.

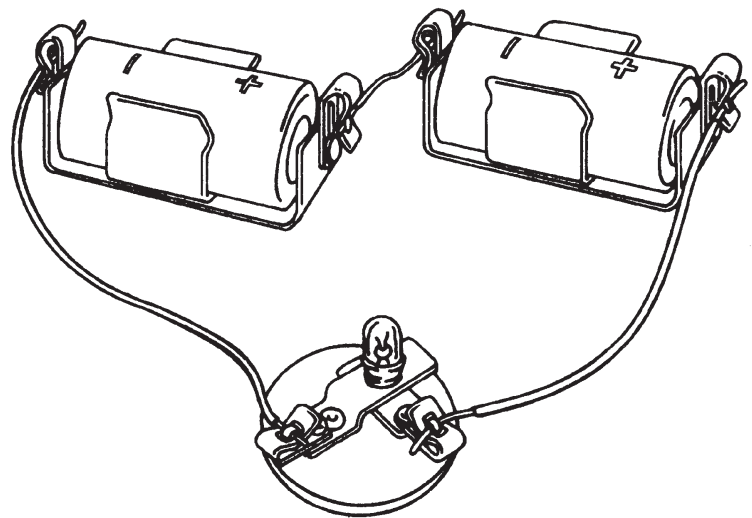


Using the symbols for the battery, the bulb, and the wire listed below, draw a circuit diagram for this circuit.

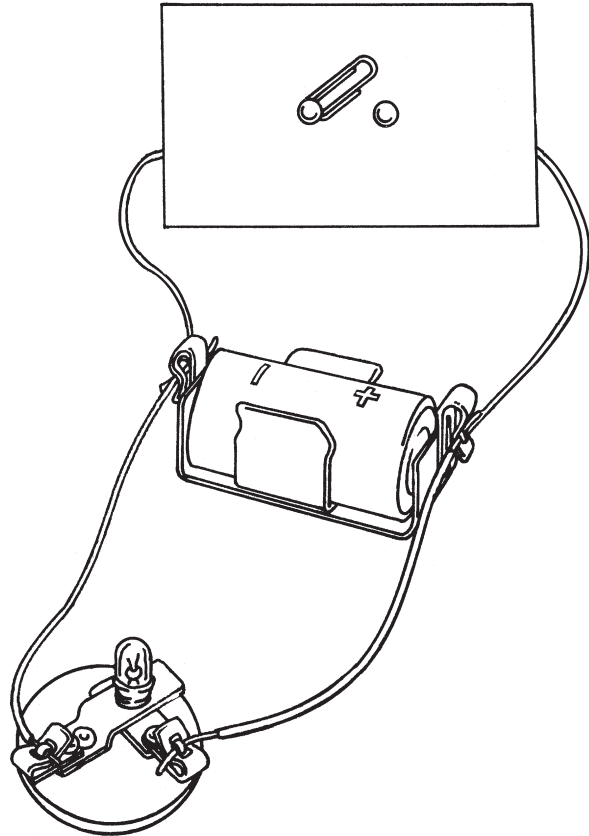
Bulb		
Battery		
Wire		

2. Imagine you are walking down the street and you see a loose wire from a utility pole lying on the ground, with one end still attached to the pole. What are two safe things you might do?

3. You have just put together a circuit. After you have completed the job, the light does not go on as you expected it to. What are two things you would do to try to figure out why it did not go on?



4. Here are some electrical devices connected by wires and a switch. The bulb is on now. What do you think will happen when the switch is closed?



5. What do you think you learned about electricity this year?

6. What questions do you have about electricity now?

